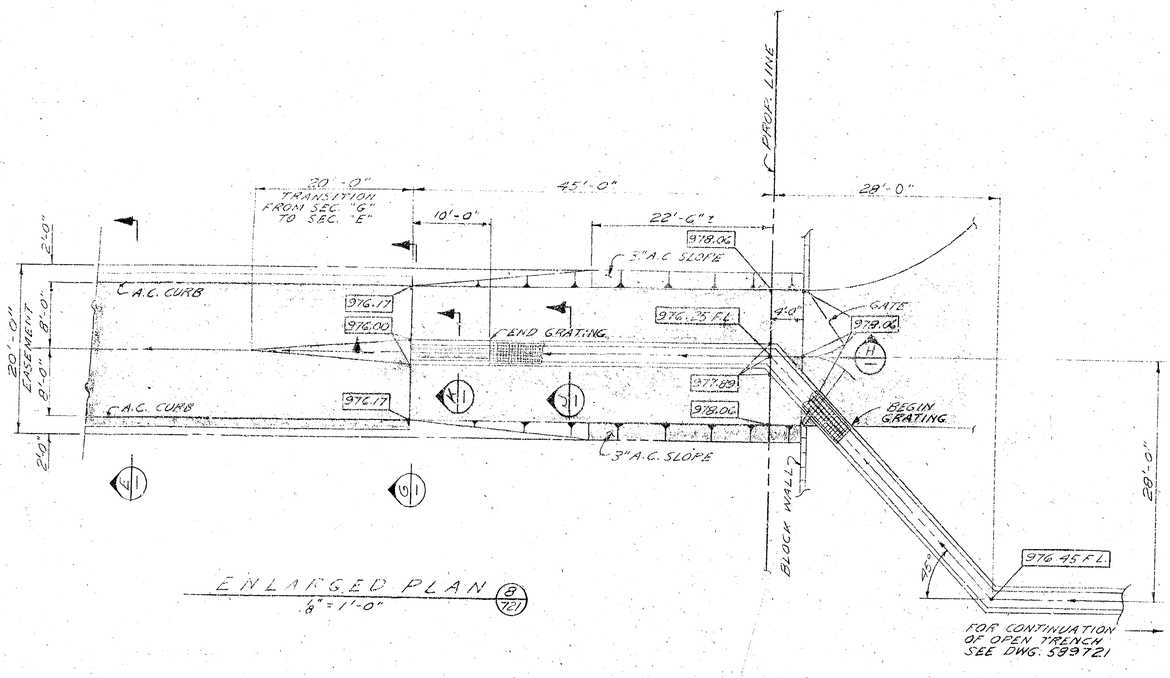

ENLARGED PLAN (B/721)
1/8" = 1'-0"

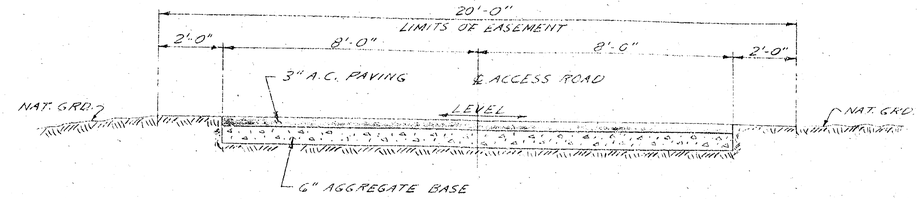

SECTION (F/732)
1/2" = 1'-0"

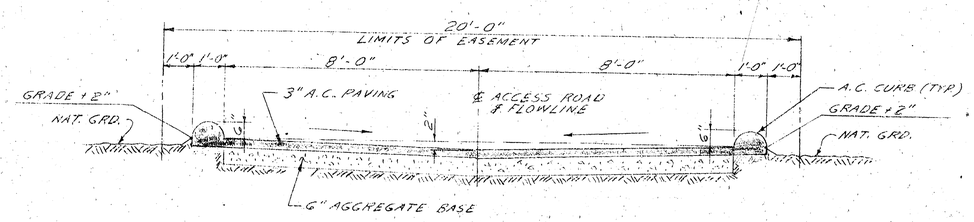

SECTION (E/—) (E/721) (E/722)
1/2" = 1'-0"

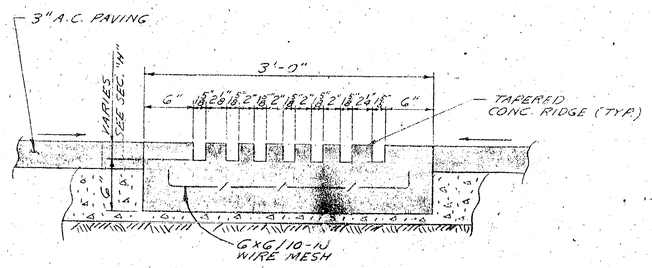

SECTION (K/—)
1 1/2" = 1'-0"

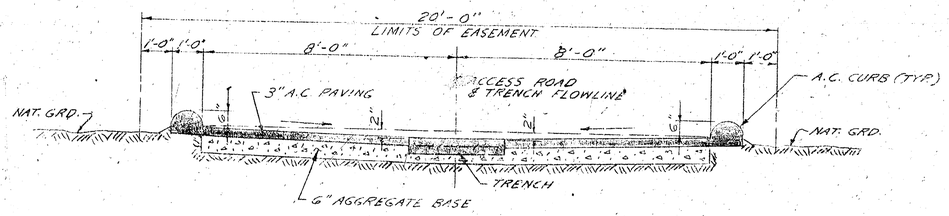

SECTION (G/—)
1/2" = 1'-0"

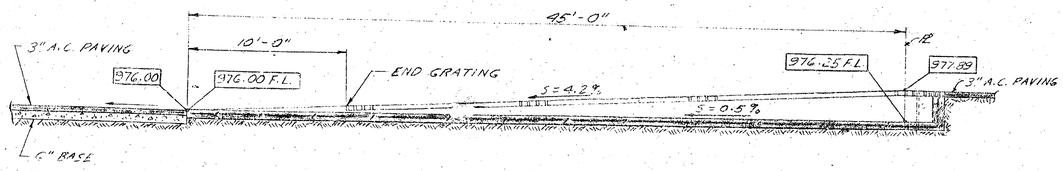

SECTION (T/—)
1/4" = 1'-0"

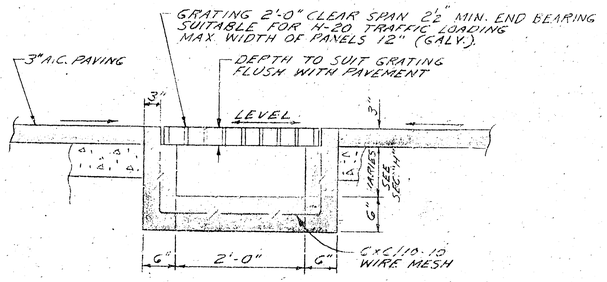

SECTION (J/—)
1" = 1'-0"

FOR LEGEND & GENERAL NOTES SEE DWG. 589721

BECHTEL CORPORATION
ENGINEERS & CONSTRUCTORS
LOS ANGELES, CALIF.

JOB NO.	DATE	APPROVED
7419	2-7-67	[illegible]

Reference Drawings	
589722	BLOCK WALL PLAN & DETS.
589721	GRADING & DRAINAGE PLAN

No.	Revisions	Date	Approved	O.K.	O.K.	Ck'd.	Made	J.O. No.

Scale AS SHOWN

No.	Revisions	Date	Approved	O.K.	O.K.	Ck'd.	Made	J.O. No.
							WTW	7419

Location HOMART SUBSTATION

GRADING & DRAINAGE DETAILS

Southern California Edison Company SCE

D58/287